

FLOODSAVER®



Water Protection Systems

Washing Machine leaks and floods are *SERIOUS PROBLEMS* that can have costly consequences. Get the best protection on the market today with a FloodSaver® water protection system!

Do it Right the First Time!

Failed Gaskets, worn seals, and broken hoses can release gallons of water into a home or apartment in a matter of seconds. The result can be costly damage to carpets, furniture and personal possessions. Insidious slow leaks can cause even more serious structural damage. Properly installed, a FloodSaver® water protection system can protect property from all kinds of equipment and appliance floods indefinitely.

- ✓ Prevent MILDEW before it gets started!
- ✓ Divert major floods and overflows quickly and harmlessly.
- ✓ Prevent structural damage from slow leaks.
- ✓ Provide security against flooding on all floor levels.

Add customer appeal and resale value!

Homeowners love the way FloodSaver® products give them peace of mind. They appreciate the subtle improvement in the appearance and functionality of their appliances. Architects, builders and remodelers appreciate how a low-cost FloodSaver® unit adds value and customer appeal to any home, whether an expensive custom or a modest spec. FloodSaver® says "Quality Home" to any prospective buyer!

Before you order, consider these important issues:

Capture water – or drain it away?

There are two basic methods of dealing with washing machine leaks and floods: **1)** provide a drain under the appliance to remove water quickly, or **2)** contain the water with a drainless pan, and shut off the source with a water-sensing shut-off device. Either solution can be effective depending on your application, and you can utilize a FloodSaver® unit in either scenario. In general, AMI recommends draining water away with a standard base and drain system. But sometimes it is not possible to add a drain line. That's why FloodSaver pans are designed to hold up to 10.7 gallons of water – more than enough to hold a full load of washing machine water in the event of a catastrophic failure.

When should I use a drainless base?

There are two situations where a drainless base is the right choice. **1)** when a joist or other under-floor obstruction prevents the use of a Standard Base (which has a pre-drilled drain hole in the center of the base for a sink-type or shower-type drain). With a drainless base, the installer can drill a drain hole anywhere in the base, thereby avoiding the obstruction); and **2)** in situations where you prefer to capture and shut off the water with a water-sensing shut-off device.

How do I measure for a FloodSaver?

First, **measure the available space** and compare that to the OUTSIDE dimensions of the FloodSaver unit. Be especially careful to consider the depth of the unit; for instance, the 32" FloodSaver is 36.75" deep front to back. Second, **measure your washing machine** and compare that to the INSIDE dimensions of the FloodSaver unit.

FloodSaver® products are made in the USA.

Low-cost protection against appliance leaks and floods

FloodSaver® A Growing Family of Water Protection Systems for homes, apartments, and condominiums!



P.O. Box 1782
Stanwood, WA 98292
(360) 629-9269
Fax (360) 629-2838

Which FloodSaver® is right for your application?



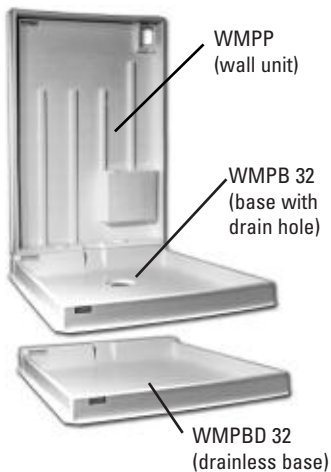
Washing Machine Surrounds

FloodSaver® Washing Machine Surround consists of two parts: a wall unit and a base unit (either Regular or Drainless). The units are fitted together on site. Nailing flanges are provided for attaching the unit to studs, backing and subfloor. Sheetrock, flooring or trim is laid over these flanges, as with any standard tub/shower enclosure. The unit is plumbed with a standard shower drain. Water lines can enter at any point, allowing for greater flexibility in rough-in plumbing; or a standard plumber's box can be installed in the unit for even greater simplicity. Suitable for both new construction and remodels.

For Large Washing Machines:

FLOODSAVER

32" Washing Machine Surround



DIMENSIONS

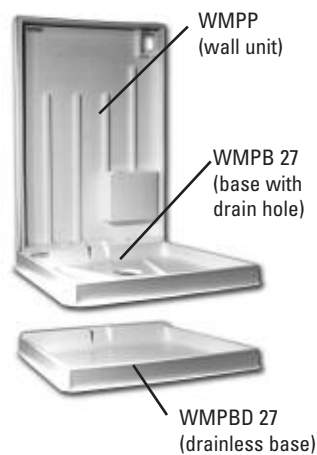
Outside: 30" wide; 36.75" deep (front to back); 46.75" tall

Inside: Fits washing machines up to 27.5" wide by 32" deep. Capacity approx. 10.5 gal.

For Standard Washing Machines:

FLOODSAVER

27" Washing Machine Surround



DIMENSIONS

Outside: 30" wide; 32.25" deep (front to back); 46.75" tall

Inside: Fits washing machines up to 27.5" wide by 27.5" deep. Capacity approx. 9.0 gal.

SPECIFICATIONS:

FloodSaver® surround and bases are made of high density polyethylene with a blemish-resistant surface that blends attractively with popular appliance colors. The units are impervious to water and resistant to cracking and peeling. The units are made of flame retardant material (UL 94 G60-25-144) base and wall panel. US PAT. 5,437,303, and DES. 347,468.

NOTE: If it is not possible to use a wall panel in your application, you can order a base separately. See the Pans (base) section.


Pans (base)

FloodSaver® stand-alone water protection pans are available in three sizes: 24", 27" and 32". The 24" pan is drainless; the 27" and 32" pans can be ordered either Standard (with drain hole) or Drainless. All models are suitable for both new construction and remodels.

For European (24" x 24") Washing Machines:

FLOODSAVER

24" Washing Machine Pan



DIMENSIONS

Outside: 27" wide; 29" deep.

Inside: Fits washing machines up to 24" wide by 24" deep. Capacity approx. 6.9 gal.

Base-only applications



DIMENSIONS

See dimensions at left.

Slide-N-Fold

for under-counter appliances and washing machines in very tight spaces

The Slide-N-Fold™ All Purpose Folding Pan is designed to minimize the risk of flooding by appliances that are located under counters. Delivered flat, the unit is hand-folded to form a water-tight pan using eight simple screw-rivets, then plumbed with a standard sink-type or shower-type drain. After sliding the appliance into place on the plumbed unit, the 4th side of the Slide-N-Fold™ is folded up and secured. Slide-N-Fold™ can be adapted to a wide variety of water protection applications including protecting against leaks from large freestanding equipment such as air conditioners or refrigeration units.



Slide-N-Fold™ All Purpose Folding Pan



Outside: 24" x 24"

Inside: Fits standard dishwasher. Capacity approx. 5 gal.

SPECIFICATION:

Slide-N-Fold™ All Purpose Folding Pan is a 1-piece system consisting of formed high-density polypropylene. The unit is impervious to water and resistant to cracking and peeling. The unit forms a minimum 2.5" deep containment pan and accommodates a shower-type or sink-type drain. US PAT. 5,883,300.

When using a Drainless Base, the installer can select any reasonable location within the pan for the drain hole, to avoid hitting joists or other obstructions. Depending on the particular installation and local building requirements, drain lines can be tied into the house waste line or routed out-of-doors to a safe location. NOTE: Valves, shower drains, pipe/trap, and electrical outlets are not included.